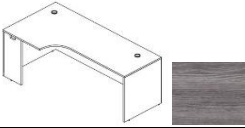



2023 Closeout Items

Inventory fluctuates, please check inventory online or contact us to check stock.
www.rmfgroup.com | orders@rmfgroup.com









Assembled Item- Super Deal!

| Image | Item | Description | In Stock | Cost \$ |
|--|--|---|----------|-------------|
|  | PL178LNPG Fully Assembled <i>Please call or email to order, not in inventory</i> | Desk Shell with Corner Extension 71" w x 30" / 42" d | 2 | \$45 |

Buy the Set- SAVE BIG!







| Image | Item | Description | In Stock | Cost \$ |
|--|---------------------------------------|----------------------------------|----------|-------------|
|  | 6070SLVGRYVYL/WHTPP 6080SLVWHITE02 | Zumi Stacking Chair and Desk Set | 21 | \$73 |




Seating

| Image | Item | Description | In Stock | Cost \$ |
|---|------------------------------------|--|----------|---------|
|  | 3094TBBLACK9106 | Nesting chair w/ arms and blackcoolmesh seat | 5 | \$71 |
|  | 10828WHITEV260 | Nova Guest Chair- White V260 | 33 | \$125 |
|  | 9780BAKCHARFR060BSEAT GRYFR060A | Single Seat Sofa Fuse Series | 5 | \$119 |
|  | 6521GREENT400-1 | Tub Chair Green Felt | 1 | \$49 |
|  | 6070SLVGRYVYL/ | Zumi Stacking Chair | 32 | \$24 |
|  | 6080SLVWHITE02 | Zumi Stacking Desk | 21 | \$49 |
|  | 12921 | Midback Leather Tilter Chair | 2 | \$49 |
|  | 1700MAHOSLATEBY13014 | Wood Frame Guest Chair | 40 | \$58 |


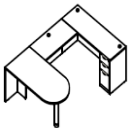
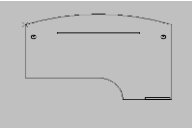
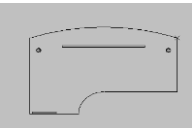

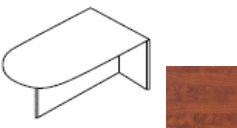
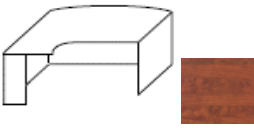


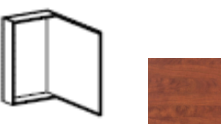
| | | | | |
|--|---------------------|--|----|-------|
|  | 1450SMAPLEBLACKC510 | MILANO STACK-MAPLE/BLACK C510 | 15 | \$123 |
|  | 1500MAPLEEBONYV210 | NAPOLI GUEST-MAP/EBONY V210 Black Leathertek Seat | 8 | \$118 |
|  | 2626TLKBLACKF207 | BOB STOOL TALL BLK PED-BLKF207 | 26 | \$40 |
|  | 2626TLKDKGREENF202 | STOOL TALL BLKPED-DGRNF202 | 36 | \$40 |
|  | 2626TLKORANGEF211 | STOOL TALL BLK PED-ORGF211 | 9 | \$40 |
|  | 3081OLIVEGREENA15 | STACK CHR-W/ARM-OLIVEGRNCHROME | 68 | \$45 |
|  | 3081WHITEA14 | STACK CHR-W/ARM-WHITE/CHROME | 13 | \$45 |
| | 3701ABLACKH01AB | Black Leather Tilter Chair | 8 | \$97 |








Accessories


| Image | Item | Description | In Stock | Cost \$ |
|---|---------------|---|----------|---------|
|  | PFTL48BLACK | Fluorescent Task Light 48" | 57 | \$17 |
|  | PFTL24BLACK | Fluorescent Task Light 24" | 36 | \$24 |
|  | PL100HONEY | 48x48 Conference Room Display Board with Cabinet | 3 | \$147 |
|  | PL167ESPRESSO | CPU STAND ESPRESSO | 15 | \$39 |
|  | PL167CHERRY | CPU STAND CHERRY | 4 | \$39 |
|  | PL167HONEY | CPU STAND HONEY | 6 | \$39 |


| | | | | |
|---|---------------|---------------------------|---|------|
|  | PL167MAHOGANY | CPU STAND MAHOGANY | 6 | \$39 |
|  | PL167MWN | CPU STAND -MODERN WALNUT | 5 | \$39 |
|  | PL202HONEY | 24X36 COMPUTER CART-HONEY | 1 | \$61 |



Desking


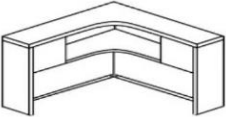
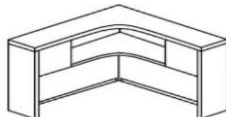
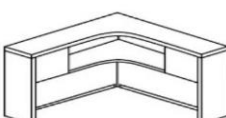
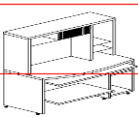
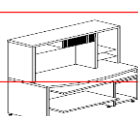
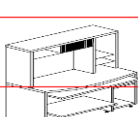
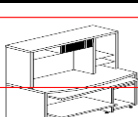
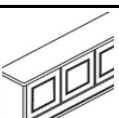




| Image | Item | Description | In Stock | Cost \$ |
|--|---|---|----------|---------|
|  | PL401/(2)PL466-36ESPRESSO | 36"X71" Espresso Step Front Straight Desk w/ 2 Pedestals Included (picture for color reference only - actual unit is straight desk not bowfront/rounded corner) | 4 | \$65 |
| | PL402CHERRY | 30x66 Top | 7 | \$19 |
|  | Honey U Unit | PL131ATM-HONEY PL195HONEY PL181LHONEY | 2 | \$139 |
|  | PL477RCHERRY | Bow Front Top with Extension - 71x48 | 5 | \$90 |
|  | PL477LCHERRY | Bow Front Top with Extension - 71x48 | 7 | \$90 |
|  | Cherry Step Front Desk w/ False Pedestals - PL477 L/R CHERRY + PL468-30 + PL468-42 | | 1 | \$183 |
|  | PLE347ATM-CHERRY | 36X72 BULLET TOP/MOD-CHERRY | 1 | \$113 |
|  | PLE377LCHERRY | 71" LEFT PORKCHOP-BOW-CHERRY | 1 | \$160 |
|  | PLTARC71LMAHOGANY | 71" ARC DESK-LEFT-MAHOGANY | 1 | \$131 |
|  | PLTARC71RMAHOGANY | 71" ARC DESK-RIGHT-MAHOGANY | 3 | \$131 |
|  | PL468-42CHERRY | False Pedestal 16x42x28h | 7 | \$48 |

| Tables | | | | |
|---|---------------|---|----------|---------|
| Image | Item | Description | In Stock | Cost \$ |
|  | PL120CHERRY | 24x24 End Table | 23 | \$44 |
|  | PL120HONEY | 24x24 End Table | 2 | \$44 |
|  | PL120MWN | 24x24 End Table | 3 | \$44 |
|  | PL123ESPRESSO | 48" Round Table with Base | 1 | \$62 |
|  | CPV519CHERRY | 24x48 Coffee Table Veneer - Cherry | 3 | \$101 |
|  | CPV519MOCHA | 24x48 Coffee Table Veneer - Mocha | 1 | \$101 |
|  | PV520CHERRY | 24x24 End Table Veneer - Cherry | 13 | \$77 |
| | PLWXB48HONEY | Laminate Cross Base ONLY - for 48" Round Top (PLT48R) | 2 | \$20 |














| Flip Top Table Base | | | | |
|---|----------------|--------------------------------|----------|---------|
| Image | Item | Description | In Stock | Cost \$ |
|  | PFT-60TITANIUM | 60" FLIP TOP MECHANISM - TITAN | 2 | \$106 |








| Conference Tables | | | | |
|--|---------------------------------|-------------------------------|----------|---------|
| Image | Item | Description | In Stock | Cost \$ |
|  | PL136CHERRY - PL136TM/PL3678EP2 | 8' Racetrack Conference Table | 1 | \$143 |

| Storage and Hutches | | | | |
|---|------------|--|----------|---------|
| Image | Item | Description | In Stock | Cost \$ |
|  | 252CGREY | 2 DRW LEGAL FILE-GREY 18W x 25D x 28 3/8" H | 1 | \$66 |
|  | PL130HONEY | Executive Hutch w/ Two Laminate Doors 49" high - 71x15x49h | 7 | \$143 |







|  | PL130SGD-A1 | Glass Door Kit for PL130 | 7 | \$67 |
|---|--------------------|--|----------|---------|
|  | PL126CHERRY | 42X42 CORNER HUTCH-CHERRY | 1 | \$125 |
|  | PL126ESPRESSO | 42X42 CORNER HUTCH-ESPRESSO | 9 | \$125 |
|  | PL126HONEY | 42X42 CORNER HUTCH-HONEY | 1 | \$125 |
|  | PL203CHERRY | HUTCH FOR PL202-CHERRY | 5 | \$34 |
|  | PL203ESPRESSO | HUTCH FOR PL202-ESPRESSO | 6 | \$34 |
|  | PL203HONEY | HUTCH FOR PL202-HONEY | 5 | \$34 |
|  | PL203MAHOGANY | HUTCH FOR PL202-MAHOGANY | 3 | \$34 |
|  | PL144GLDRLESPRESSO | ESPRESSO/GLASS HUTCH DOOR KIT | 4 | |
|  | ES3618BLACK | EXTRA STORAGE CAB SHELF-BLACK | 6 | \$10 |
|  | ES3618PUTTY | EXTRA STORAGE CAB SHELF-PUTTY | 4 | \$10 |
|  | PL108MWN | BOX/FILE PEDESTAL W/LOCK-MWN | 2 | |
| | PLE353CHERRY | 35" OPEN HUTCH-CHERRY | 8 | \$57 |
| PLBE Bevel Top Work Surfaces | | | | |
| Image | Item | Description | In Stock | Cost \$ |
|  | PLBE2472WHITE | 24X72 BEVELED TOP -White TOP/WHITE BEVEL | 3 | \$51 |





PLT Top Work Surfaces

| Image | Item | Description | In Stock | Cost \$ |
|--|--------------------|--------------------------------|----------|---------|
|  | PLTVEC66LESPRESSO | 66" VECTOR TOP-LEFT-ESPRESSO | 1 | \$68 |
|  | PLTVEC66LHONEY | 66" VECTOR TOP-LEFT-HONEY | 7 | \$68 |
|  | PLTVEC66LMAHOGANY | 66" VECTOR TOP-LEFT-MAHOGANY | 8 | \$68 |
|  | PLTVEC66LCHERRY | 66" VECTOR TOP-LEFT-CHERRY | 5 | \$68 |
|  | PLTVEC66RCHERRY | 66" VECTOR TOP-RIGHT-CHERRY | 10 | \$68 |
|  | PLTVEC66RHONEY | 66" VECTOR TOP-RIGHT-HONEY | 9 | \$68 |
|  | PLTVEC66RMAHOGANY | 66" VECTOR TOP-RIGHT-MAHOGANY | 3 | \$68 |
|  | PLT2448TCHERRY-A1 | 24X48 TRAPEZOID TOP-CHERRY-A1 | 11 | \$35 |
|  | PLT2448TGREYMAT-A1 | 24X48 TRAPEZOID TOP-GRYMAT-A1 | 10 | \$35 |
|  | PLT3036CHERRY-A1 | 30X36 RECTANGULAR TOP-CHERRY | 6 | \$31 |
|  | PLT3036ESPRESSO-A1 | 30X36 RECTANGULAR TOP-ESPRESSO | 4 | \$31 |
|  | PLT2436GREYMAT-A1 | 24X36 RECTANGULAR TOP-GM-A1 | 4 | \$26 |
|  | PLT2448GREYMAT-A1 | 24X48 RECTANGULAR TOP-GM-A1 | 2 | \$35 |

| | | | | |
|--|-------------------|--------------------------------|----|------|
|  | PLT2460GREYMAT-A1 | 24X60 RECTANGULAR TOP-GM-A1 | 1 | \$36 |
|  | PLT2472GREYMAT-A1 | 24X72 RECTANGULAR TOP-GM-A1 | 1 | \$39 |
|  | PLT24QRCERRY-A1 | 24" QUARTER ROUND TOP-CHRY-A1 | 5 | \$24 |
|  | PLT24QRGREYMAT-A1 | 24" QUARTER ROUND TOP-GM-A1 | 13 | \$24 |
|  | PLT723624LCERRY | 72" PORKCHOP CRED TOP-LEFT-CHY | 1 | \$83 |
|  | PLT723624LGRYMAT | 72" PORKCHOP CRED TOP-LEFT-GM | 7 | \$83 |
|  | PLT723624RGRYMAT | 72" PORKCHOP CRED TOP-R-GRYMAT | 3 | \$83 |

Acrylic Panels/Dividers

| Image | Item | Description | In Stock | Cost \$ |
|---|-------------------|---|----------|---------|
|  | PLTPSAS5424 | Top/Bottom Dual Acrylic Panel 54" X 24" | 20 | \$58 |
|  | PB2SILV2024ACRCLR | 20X24 CLEAR ACR PANEL SILV FRM | 35 | \$37 |
|  | PB2SILV2030ACRCLR | 20X30 CLEAR ACR PANEL SILV FRM | 36 | \$45 |
|  | PB2SILV2042ACRCLR | 20X42 CLEAR ACR PANEL SILV FRM | 9 | \$60 |
|  | PB2SILV2060ACRCLR | 20X60 CLEAR ACR PANEL SILV FRM | 18 | \$83 |
|  | PB2SILV2066ACRCLR | 20X66 CLEAR ACR PANEL SILV FRM | 41 | \$91 |

| | | | | |
|---|-------------------|--------------------------------|----|-------|
|  | PB2SILV2071ACRCLR | 20X71 CLEAR ACR PANEL SILV FRM | 53 | \$97 |
|  | PLTAP2430SCLR | ACRYLIC PANEL CLEAR 24" X 30" | 15 | \$58 |
|  | PLTAP2460SCLR | ACRYLIC PANEL CLEAR 24" X 60" | 37 | \$91 |
|  | PLTAP2472SCLR | ACRYLIC PANEL CLEAR 24" X 72" | 47 | \$103 |